

GREEK ORTHODOX ARCHDIOCESE  
OF AMERICA AND  
METROPOLIS OF BOSTON



2011  
MINISTRIES AND FINANCE  
REPORTS

KATERINA LORIDAS  
KLORIDAS@GMAIL.COM


CERTIFIED PUBLIC ACCOUNTANT  
LICENSE #28698

---

REPORT OF INDEPENDENT AUDITOR

To His Eminence Metropolitan Methodios and the Greek Orthodox Metropolis of Boston Council:

In my opinion, the accompanying statement of activity presents fairly, in all material respects, the financial position of the Philoxenia House at December 31, 2011, and its income and expenses for the year then ended in conformity with accounting principles generally accepted in the United States of America. The financial statements are the responsibility of the Philoxenia House's leadership. My responsibility is to express an opinion on the financial statements based on the audit. I conducted the audit of these statements in accordance with auditing standards generally accepted in the United States of America. Those standards require that I plan and perform the audit to obtain reasonable assurance about whether the financial statements are free of material misstatement. An audit includes examining, on a test basis, evidence supporting the amounts in the financial statements, assessing the accounting principles used and significant estimates made by management, and evaluating the overall financial statement presentation. I believe that the audit provides a reasonable basis for my opinion.



---

Katerina Loridas

February 10, 2012

KATERINA LORIDAS  
KLORIDAS@GMAIL.COM

CERTIFIED PUBLIC ACCOUNTANT  
LICENSE #28698

---

REPORT OF INDEPENDENT AUDITOR

To His Eminence Metropolitan Methodios and the Greek Orthodox Metropolis of Boston Council:

I, Katerina Loridas, an external, independent auditor, have begun testing the "Metropolis of Boston" and the "Metropolis of Boston Camp and St. Methodios Faith & Heritage Center" Statement of Activities for the year ended December 31, 2011 and will have the official audit opinion signed and available at the conclusion of the audit.



---

Katerina Loridas

February 10, 2012

# METROPOLIS OF BOSTON



## 2011 REPORTS

**METROPOLIS OF BOSTON  
STATEMENT OF ACTIVITY 2011**

**INCOME**

**Ministry Programs \$ 183,820**

7-Sacraments	25.00
Awards Dinner	83,915.00
Basketball Concessions	1,076.00
Basketball Tournament	2,179.59
Clergy Retreat	4,500.00
Clergy-Laity Conference	4,715.00
Concessions	3,075.00
Cookbook	1,475.95
Doxa Conference	1,580.00
Ecclesiastical Court	6,150.00
GOYA Basketball	3,881.00
Hmerologion	3,612.50
Holy Land Housing	34,789.05
Legacy of Achievement	160.00
Marriage Licences	25,800.00
Miscellaneous income	12.50
Mission Service Trip	310.00
Oratorical Festival	100.00
Parishes of NE Book	3,445.00
Postage	22.96
Retreats	600.00
VCS	2,395.00

**\*Donations \$ 90,727**

FOS	48,875.00
Interest	242.99
Parish Pay	328.08
Restricted	250.00
Room Rental	100.00
Unrestricted	8,214.00
YourPay	32,717.00

**Archdiocese \$ 98,302**

Archdiocese Allotment	98,302.00
-----------------------	-----------

**Philanthropy Outside \$ 2,098**

Reimbursed Expenses	2,098.31
---------------------	----------

\* Does not included restricted donation \$500,000 to Camp Capital Fund

**INCOME TOTAL \$ 391,888**

**NET INCOME \$ (65,954)**

**EXPENSES**

**Ministry Expenses \$ 169,807**

Altar	465.00
Athletic Ministries - Other	2,100.00
Awards Dinner	42,788.57
Bank Service Charges	94.65
Basketball Staff	4,872.50
B-ball Tournament	2,860.00
clergy retreat	250.00
Clergy-Laity Conference	5,966.80
Constant Contact	302.00
COOKBOOK	12,848.94
Ecumenical	655.00
Equipment Rental	22,493.61
General Basketball	222.54
GOYA B-Ball	7,330.00
Greek	2,803.08
Holy Land	42,755.50
Mission Service Trip	310.00
Nibi Retirement Party	699.87
Oratorical Festival	244.08
Parade	1,455.00
Publicity	1,550.00
Radio	6,181.46
Registry Expense	4,796.69
Religious	751.04
Retreats	675.00
Stewardship Seminars	418.81
Supplies - Other	332.12
VCS	1,395.37
YourPay	1,726.29
Youth Ministry Expense	462.81

**Philanthropy \$ 29,039**

Confidential Assistance	450.00
Contributions - Other	750.00
Ecumenical Patriarchate	260.00
Honorariums	3,200.00
Hospitality & Outreach	23,278.79
Other	250.00
Philanthropy	850.00

**Camp & SMFHC \$ 40,618**

Faith & Heritage CTR	540.00
Operations	4,956.00
YourPay Transfer to Camp	31,751.43

**Daily Operations \$ 47,211**

Administrative	59.95
insurance	1,792.00
Chancellor's Office	14,154.48
Computer	2,395.63
Conferences	205.01
Fees	426.35
Finance Charge	209.85
Food	1,334.71
Intern	250.00
Legal Fees	3,550.00
Liability insurance	1,128.00
Library	39.95
Miscellaneous	1,122.96
Office assistant	850.00
Office expenses	1,849.61
Office Supplies	11,438.22
Postage and Delivery	6,404.60

**\*\*Property Costs \$ 134,907**

Center cleaning	13,040.00
DirectTV	304.90
Dish	1,675.65
Gas & Electric - Center	17,846.99
Gas & Electric - Residence	5,577.80
Internet	2,446.77
Metropolis Center	17,113.71
Residence	55,421.89
Telephone	17,099.74
Water - Residence	4,379.50

**Travel \$ 36,260**

Automobile Expense	7,863.05
Chancellor Auto	9,635.35
Metropolitan Auto	3,048.41

\*\* Includes Capital Improvement \$42,000 Residence Roof

**EXPENSES TOTAL \$ 457,842**

## METROPOLIS OF BOSTON

### INCOME/EXPENSE COMPARISON 2010-2011

Income	2010	2011	Diff
Ministry Programs	\$ 190,719.70	\$ 183,819.55	\$ (6,900.15)
Donations	\$ 95,690.00	\$ 90,727.07	\$ (4,962.93)
Archdiocese	\$ 107,837.00	\$ 98,302.00	\$ (9,535.00)
For Philanthropy Outside Metropolis	\$ 71,700.36	\$ 2,098.31	\$ (69,602.05)
Camp and Heritage Center *	\$ 62,363.00	\$ 16,940.74	\$ (45,422.26)
<b>Total</b>	<b>\$ 528,310.06</b>	<b>\$ 391,887.67</b>	<b>\$ (136,422.39)</b>

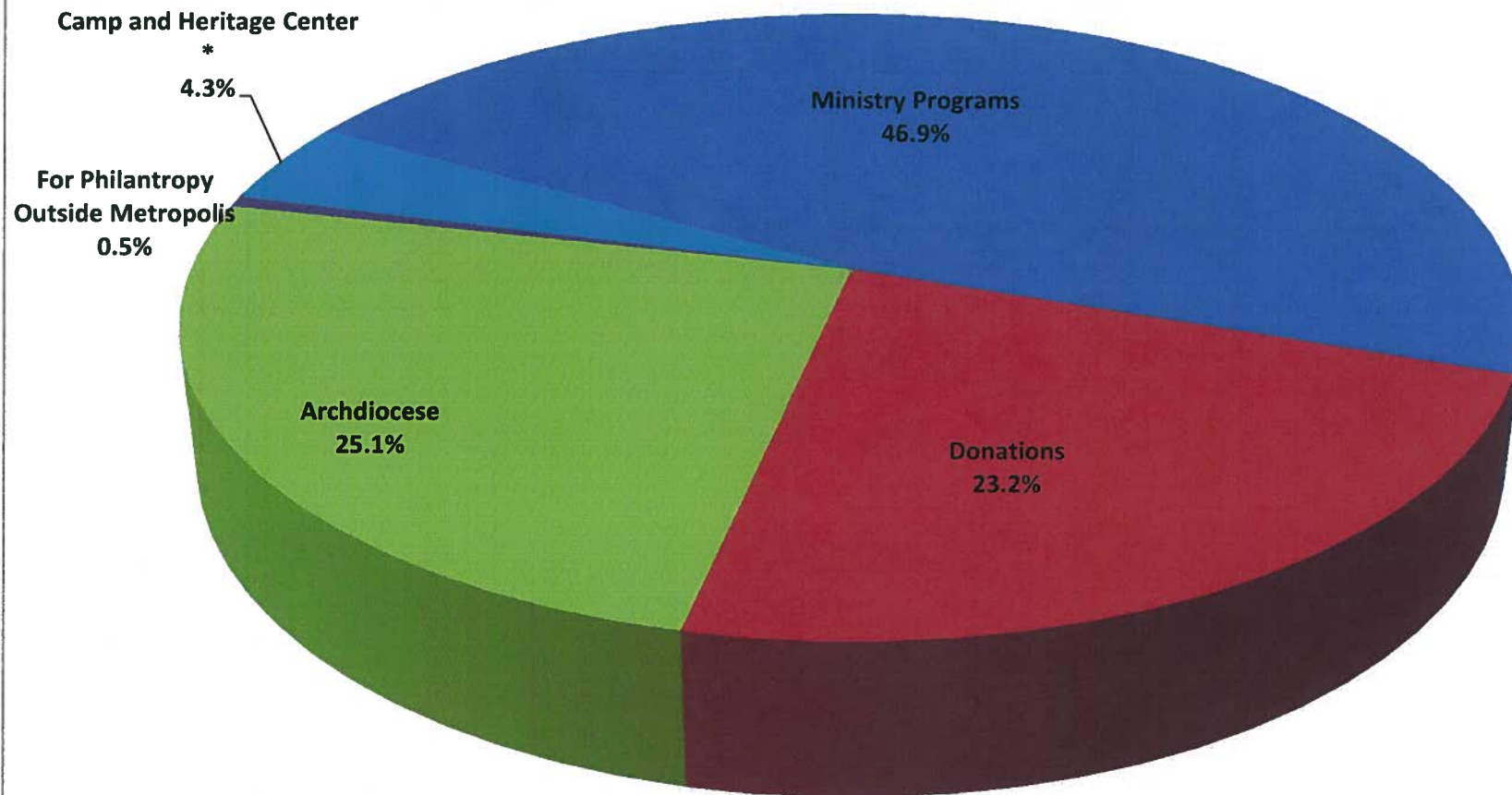
\* Does not include Restricted Donation of \$500,000 transfer to Camp Capital Fund

Expense	2010	2011	Diff
Ministry Expenses	\$ 154,124.46	\$ 169,806.73	\$ 15,682.27
Philanthropy	\$ 84,816.77	\$ 29,038.79	\$ (55,777.98)
Camp and Heritage Center	\$ 136,858.13	\$ 40,618.43	\$ (96,239.70)
Daily Operations	\$ 45,126.34	\$ 47,211.32	\$ 2,084.98
Property Costs**	\$ 77,802.86	\$ 134,906.95	\$ 57,104.09
Travel	\$ 30,062.04	\$ 36,260.24	\$ 6,198.20
<b>Total</b>	<b>\$ 528,790.60</b>	<b>\$ 457,842.46</b>	<b>\$ (70,948.14)</b>

\*\*Includes Capital Expense for roof replacement Residence

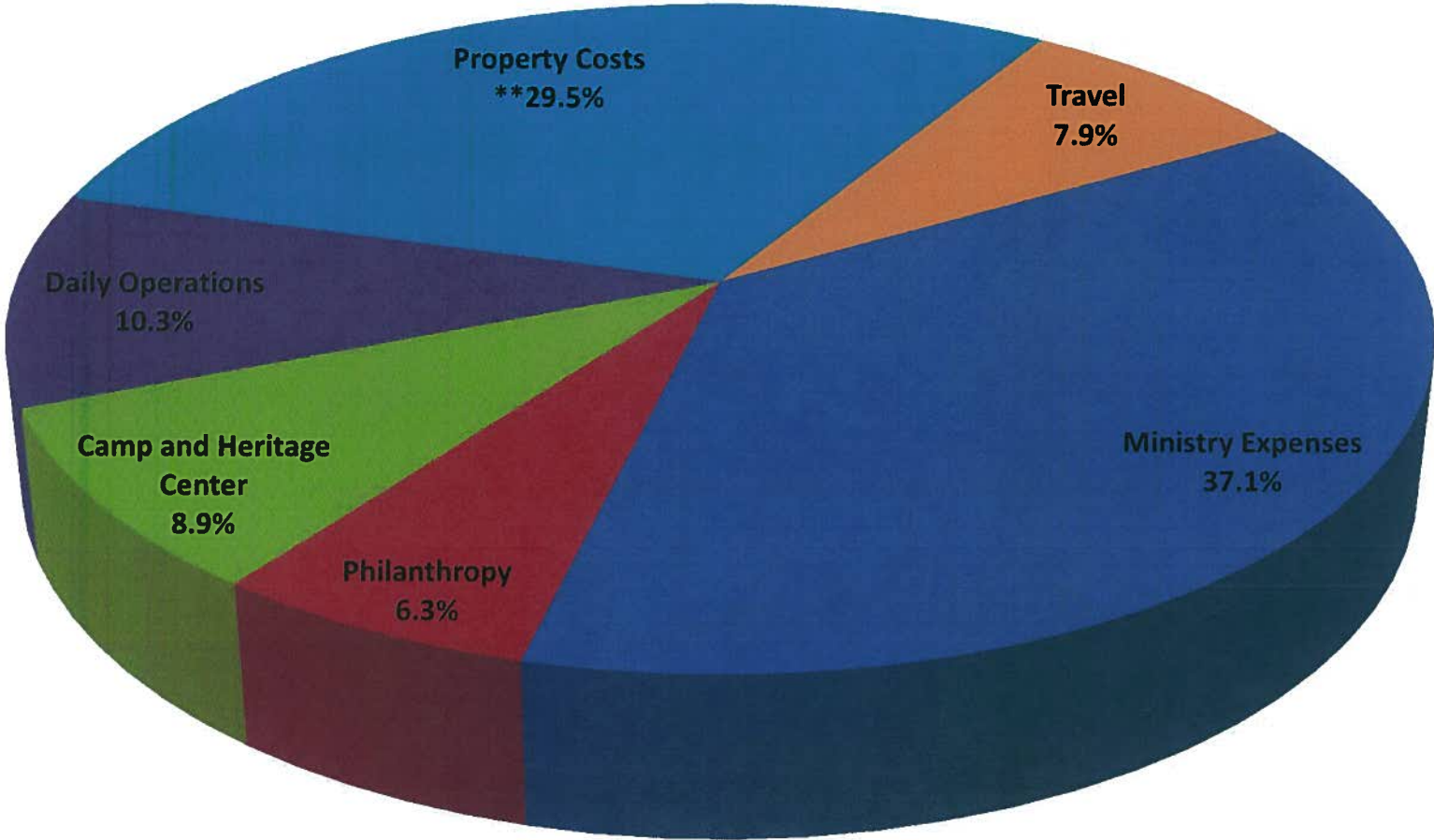
Net Income	\$ (480.54)	\$ (65,954.79)	\$ (65,474.25)
------------	-------------	----------------	----------------

## Metropolis of Boston Income 2011



\* Does not include \$500,000 donation for Camp Capital Fund

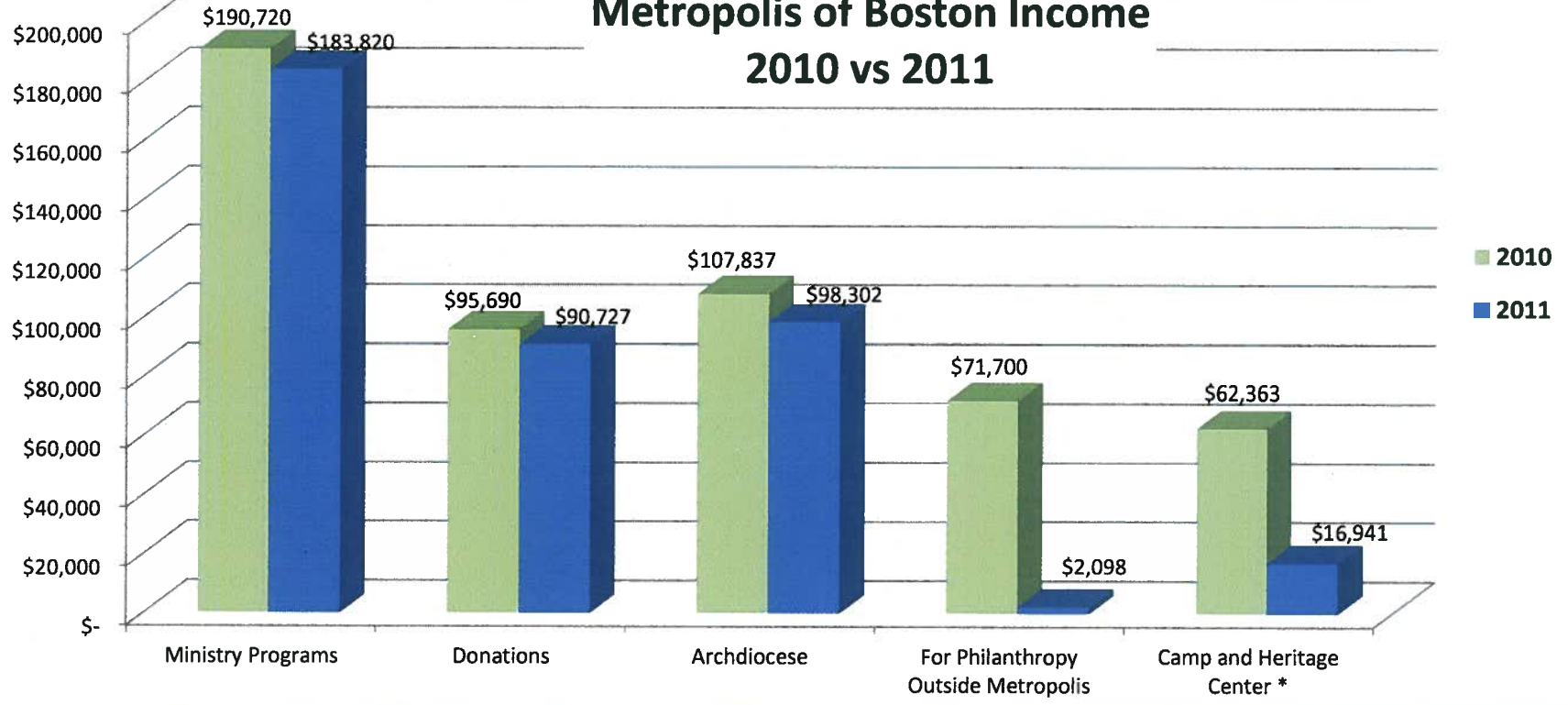
# Metropolis Of Boston Expenses 2011



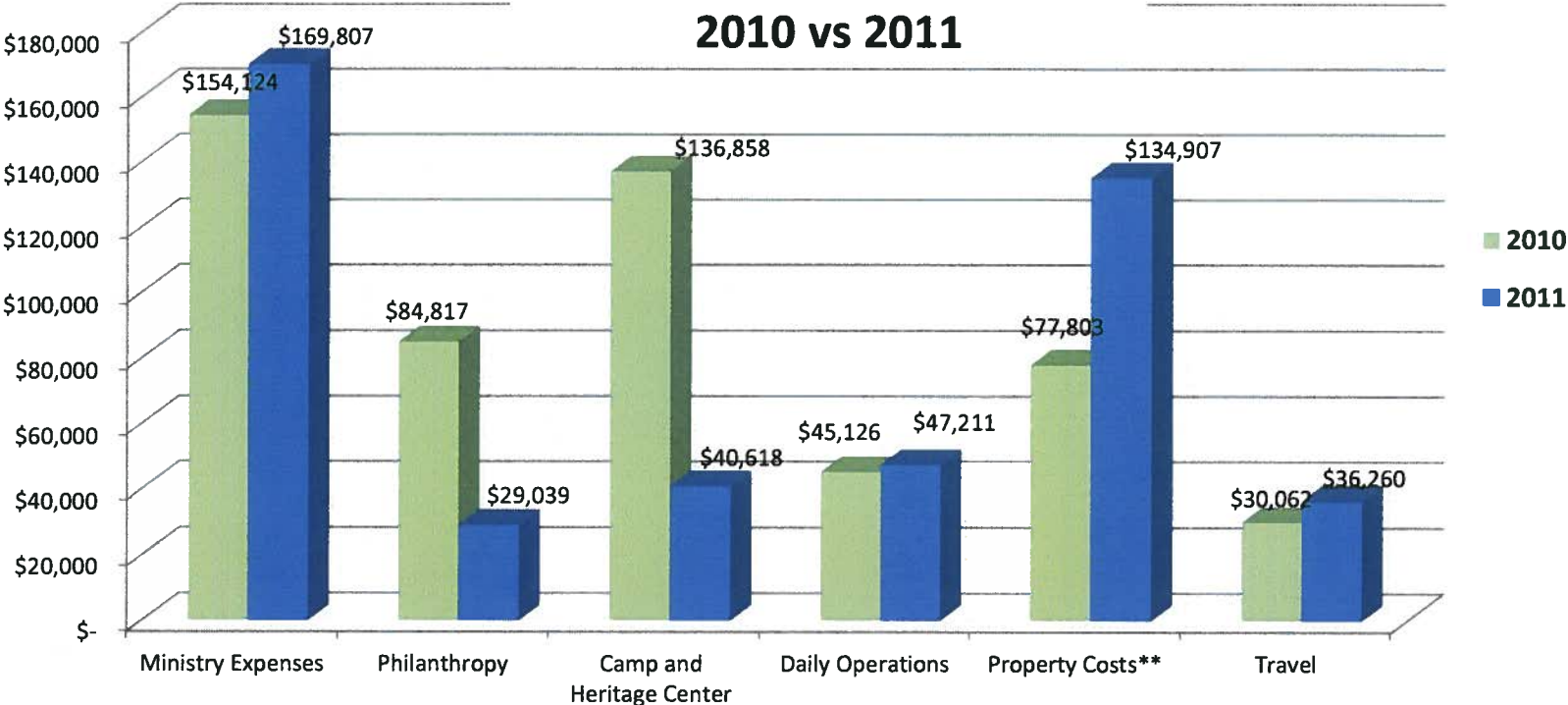
\*\* Includes Roof Replacement Residence \$42,000



## Metropolis of Boston Income 2010 vs 2011



# Metropolis of Boston Expense 2010 vs 2011



# PHILOXENIA HOUSE



## 2011 REPORTS

**METROPOLIS OF BOSTON PHILOXENIA HOUSE  
STATEMENT OF ACTIVITY 2011**

**INCOME**

<b>Contributions &amp; Interest</b>	<b>\$ 51,480</b>
<b>Grants</b>	<b>\$ 54,320</b>
Alpha Omega	8,100.00
EOK	11,205.00
Gammons	1,000.00
GE Grant	4,500.00
Philoptochos	27,515.00
	<hr/>

**TOTAL INCOME** **\$ 105,800**

**NET INCOME** **\$ 16,654**

**EXPENSES**

<b>Property</b>	<b>\$ 41,724</b>
Dish Network	793.65
Gas and Electric	12,226.46
Insurance	6,693.44
Internet	825.08
Maintenance	17,849.77
Telephone	1,868.81
Water	1,466.38
<b>Services</b>	<b>\$ 39,473</b>
Food	16,547.43
Miscellaneous	21,500.00
Confidential Assistance	800.00
Outreach/Philanthropy - C	625.99
<b>Administrative</b>	<b>\$ 7,949</b>
Administrative	5,457.92
Bank Service Charges	40.00
Postage and Delivery	521.50
Publicity	1,930.00

**TOTAL EXPENSES** **\$ 89,146**

# PHILOXENIA HOUSE

## INCOME/EXPENSE COMPARISON 2010-2011

<b>Income</b>	<b>2010</b>	<b>2011</b>	<b>Diff</b>
Contributions & Interest	\$ 21,413.25	\$ 51,479.72	\$ 30,066.47
Grants	\$ 55,445.00	\$ 54,320.00	\$ (1,125.00)
<b>Total</b>	<b>\$ 76,858.25</b>	<b>\$ 105,799.72</b>	<b>\$ 28,941.47</b>

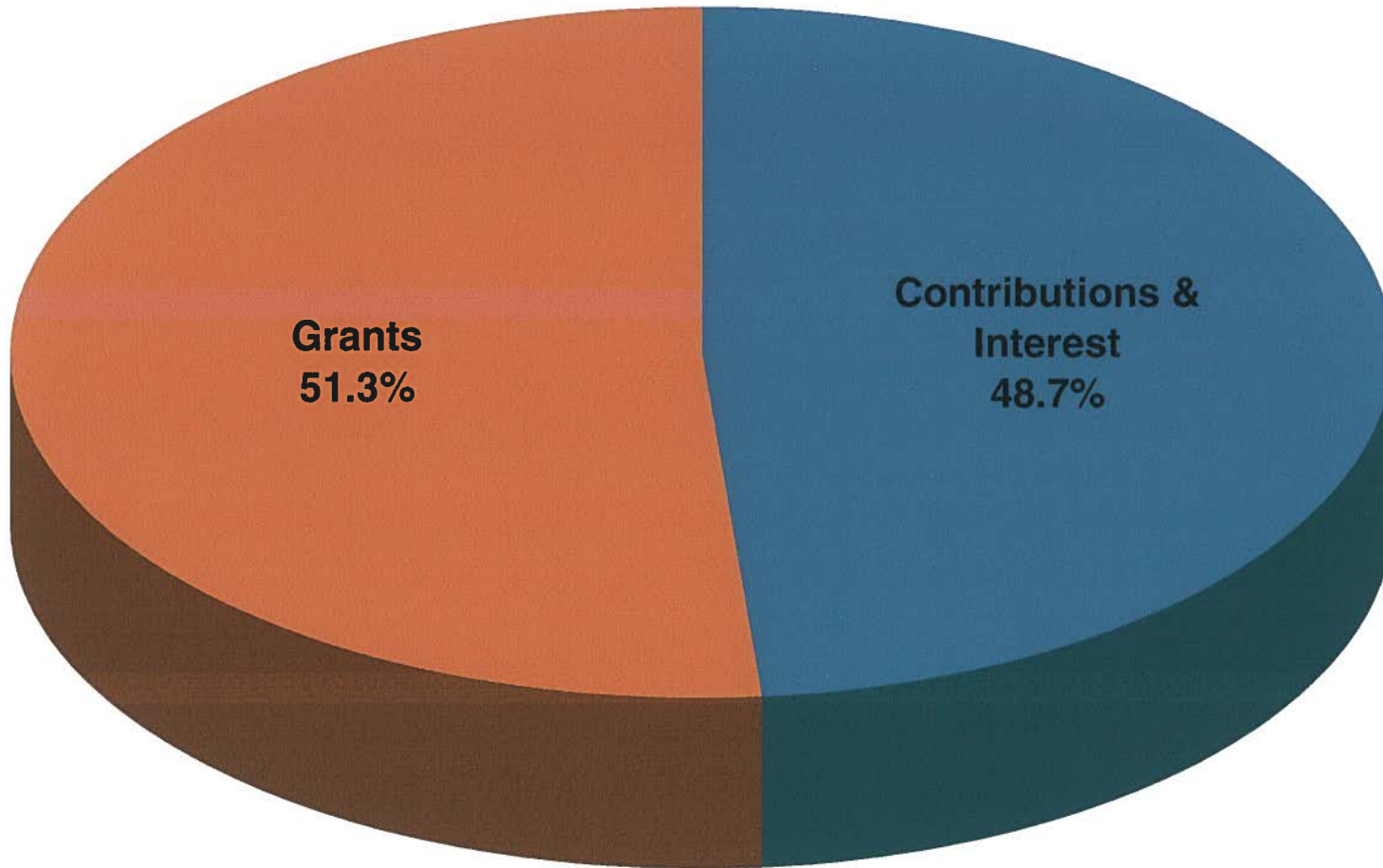
  

<b>Expense</b>	<b>2010</b>	<b>2011</b>	<b>Diff</b>
Property	\$ 40,292.73	\$ 41,723.59	\$ 1,430.86
Services	\$ 30,231.27	\$ 39,473.42	\$ 9,242.15
Administrative	\$ 10,589.83	\$ 7,949.42	\$ (2,640.41)
<b>Total</b>	<b>\$ 81,113.83</b>	<b>\$ 89,146.43</b>	<b>\$ 8,032.60</b>

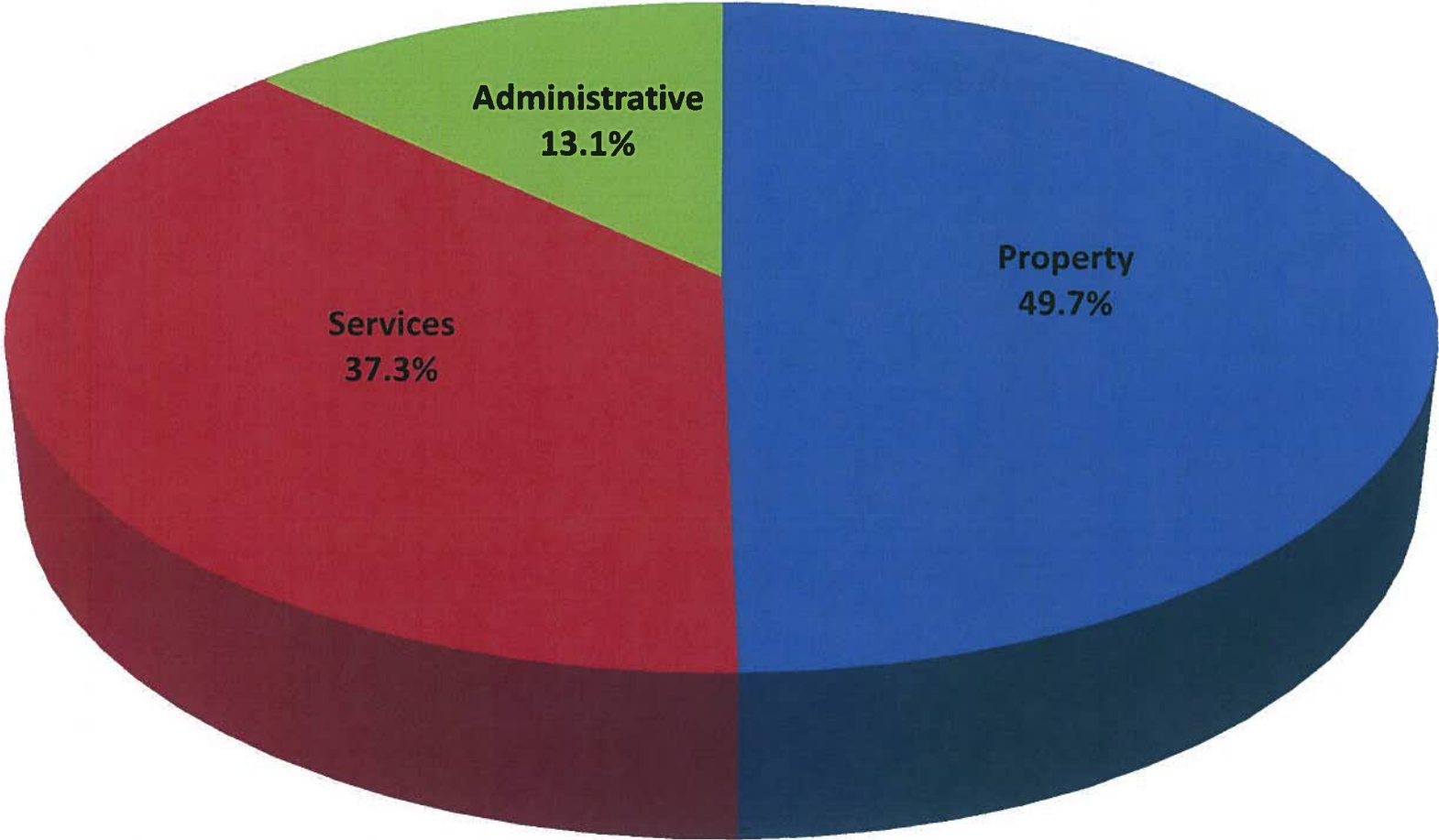
  

<b>Net Income</b>	<b>\$ (4,255.58)</b>	<b>\$ 16,653.29</b>	<b>\$ 20,908.87</b>
-------------------	----------------------	---------------------	---------------------

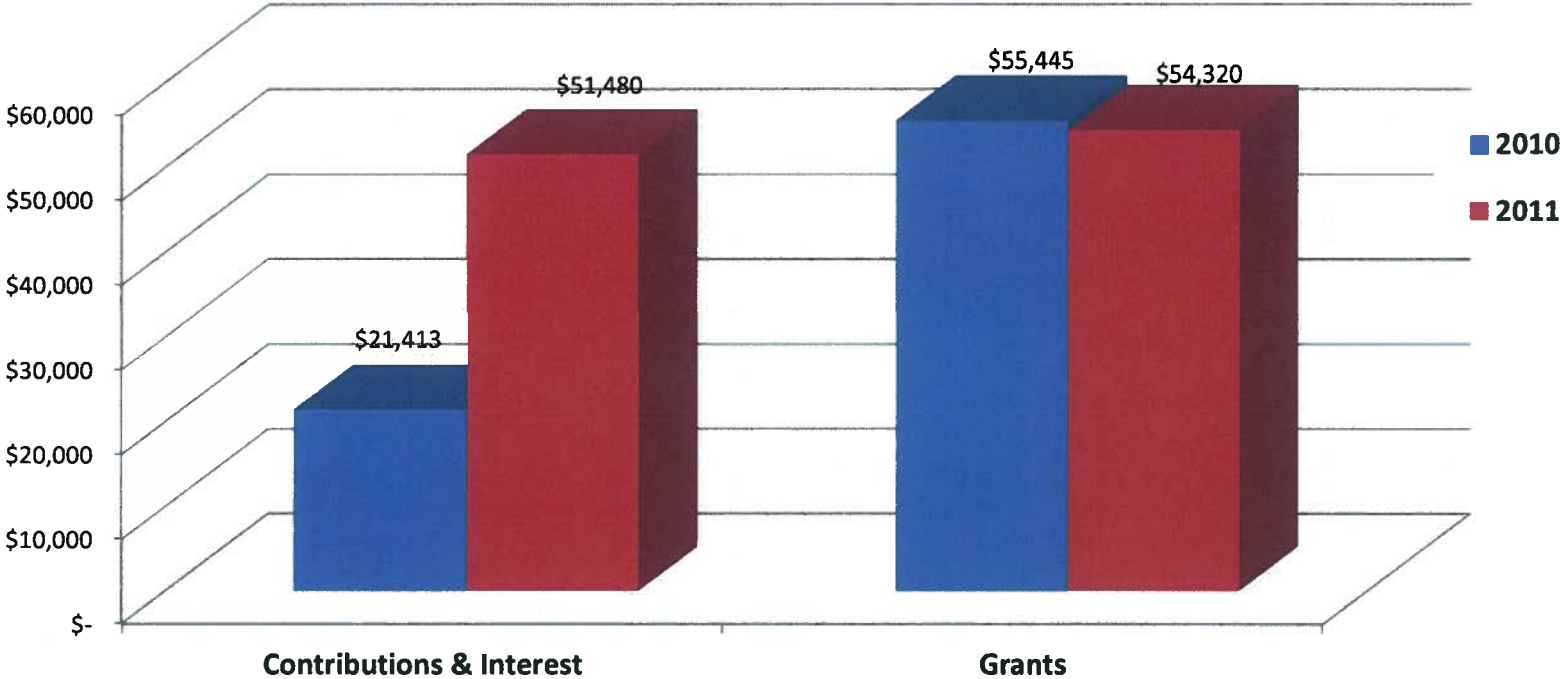
# Philoxenia House Income 2011



# Philoxenia House Expense 2011

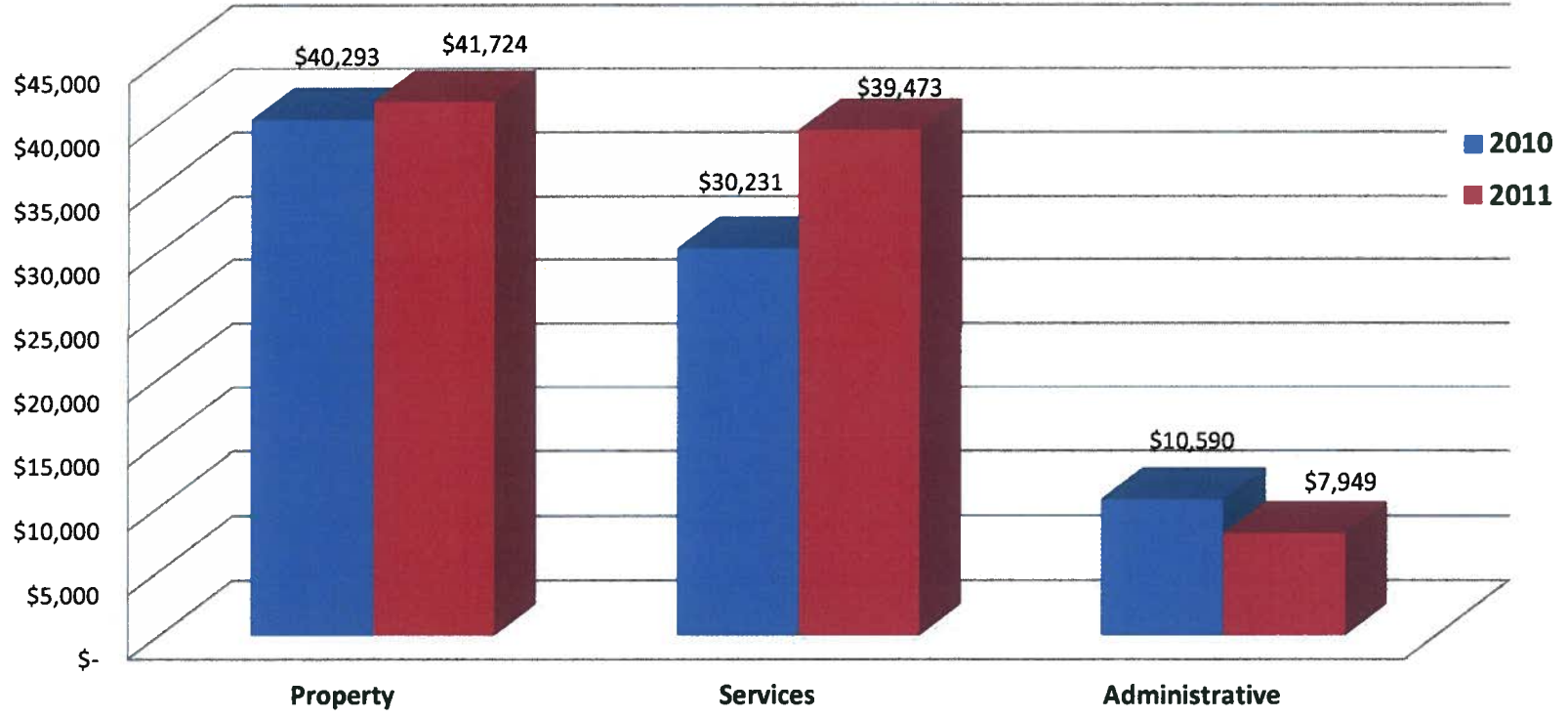


# Philoxenia House Income 2010 vs 2011





# Philoxenia House Expense 2010 vs 2011



METROPOLIS OF BOSTON CAMP  
AND  
ST. METHODIOS FAITH AND  
HERITAGE CENTER



2011

REPORTS



**METROPOLIS OF BOSTON CAMP & ST. METHODIOS FAITH & HERITAGE CENTER  
INCOME/EXPENSE COMPARISON 2010-2011**

<b>Income</b>	<b>2010</b>	<b>2011</b>	<b>Diff</b>
Donations / Fundraising	\$ 231,278.12	\$ 217,705.16	\$ (13,572.96)
From Metropolis	\$ 60,000.00	\$ -	\$ (60,000.00)
Camp / Retreat House Ministry Use	\$ 366,770.00	\$ 476,257.51	\$ 109,487.51
<b>Total</b>	<b>\$ 658,048.12</b>	<b>\$ 693,962.67</b>	<b>\$ 35,914.55</b>

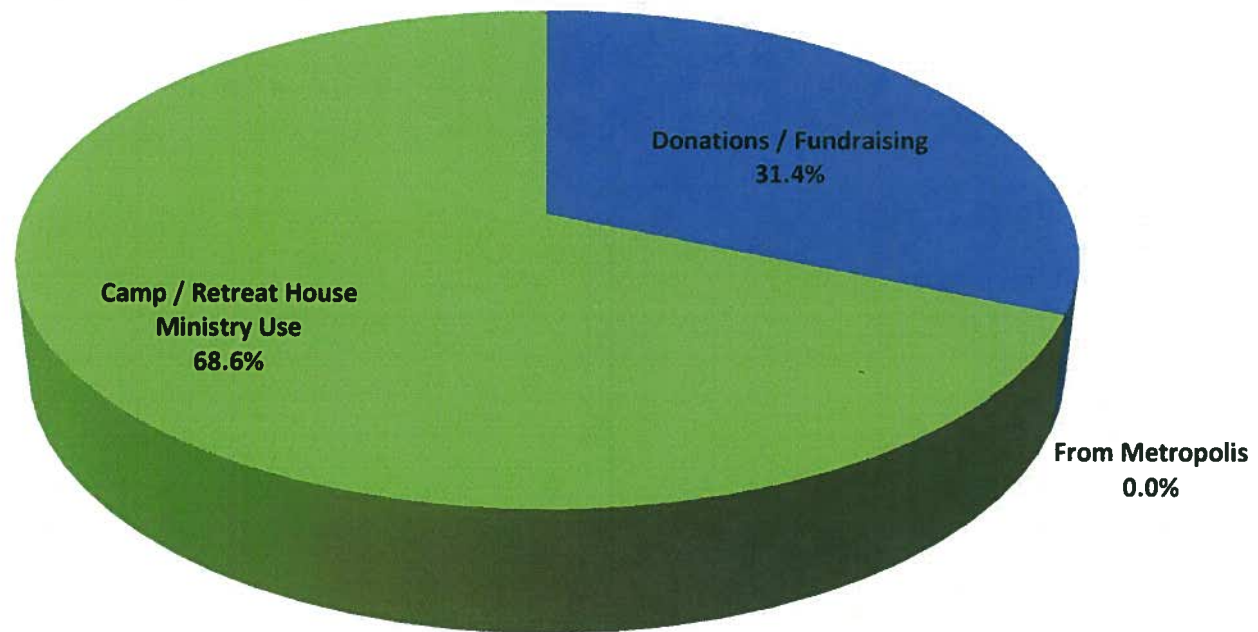
  

<b>Expense</b>	<b>2010</b>	<b>2011</b>	<b>Diff</b>
Property Expenses	\$ 157,226.35	\$ 173,087.91	\$ 15,861.56
Operations Expenses	\$ 237,846.08	\$ 267,494.64	\$ 29,648.56
Fundraising Costs	\$ 73,233.63	\$ 53,570.58	\$ (19,663.05)
Program Staff	\$ 163,580.05	\$ 199,088.08	\$ 35,508.03
<b>Total</b>	<b>\$ 631,886.11</b>	<b>\$ 693,241.21</b>	<b>\$ 61,355.10</b>

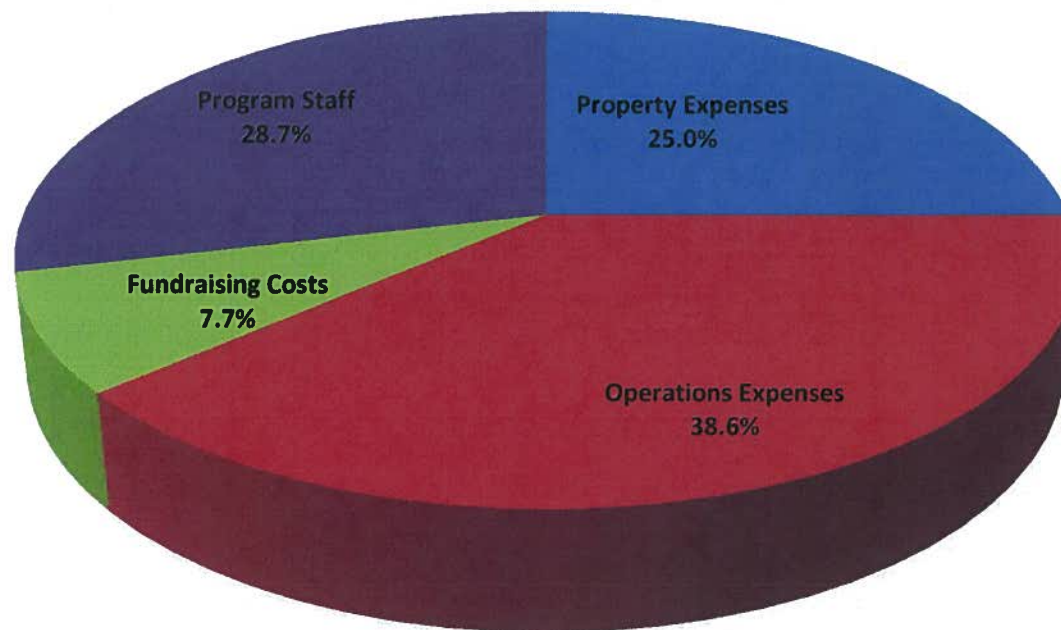
  

<b>Net Income</b>	<b>\$ 26,162.01</b>	<b>\$ 721.46</b>	<b>\$ (25,440.55)</b>
-------------------	---------------------	------------------	-----------------------

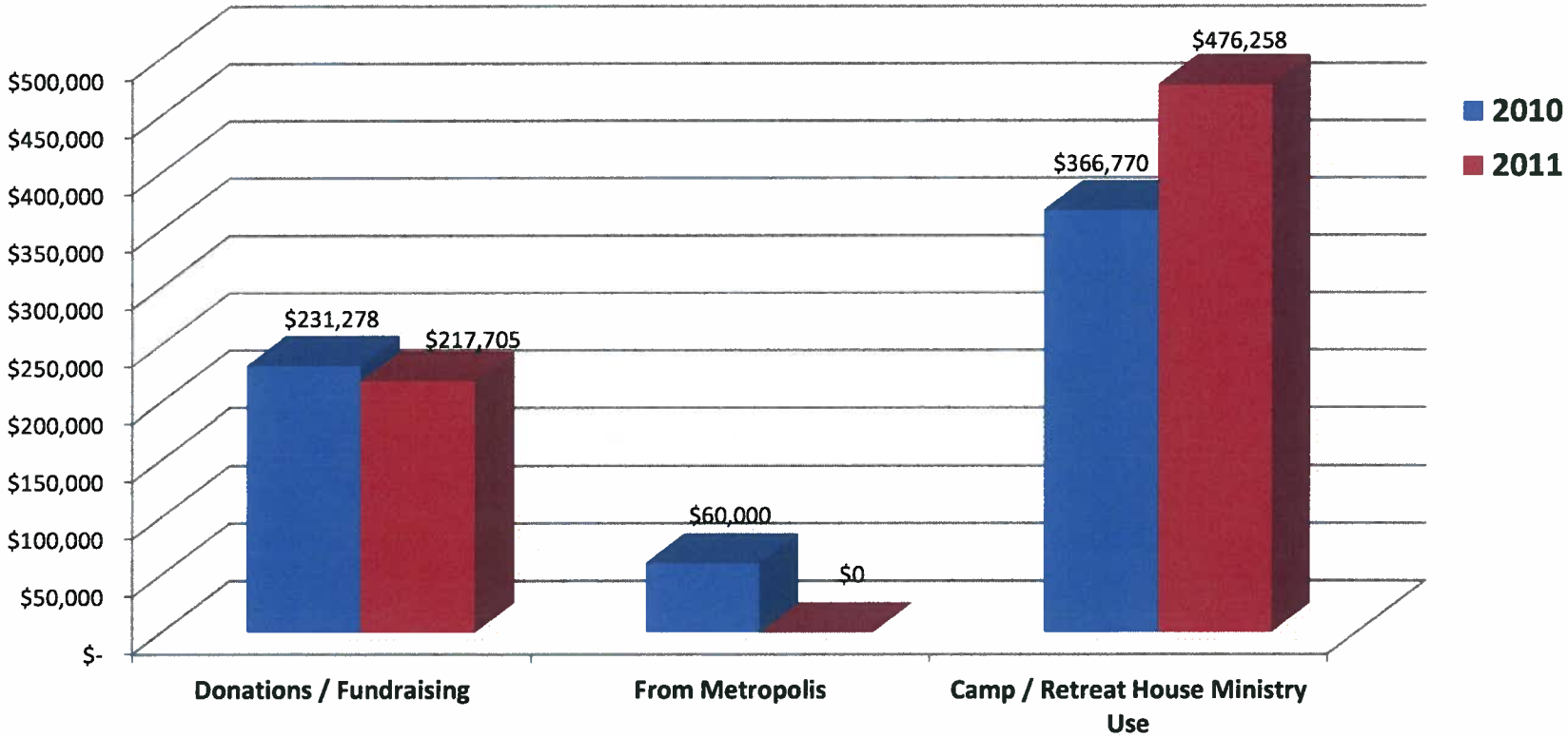
**St. Methodios Faith and Heritage Center  
2011 Income**



## St. Methodios Faith and Heritage Center 2011 Expense



# St. Methodios Faith and Heritage Center Income 2010 vs. 2011



## St. Methodios Faith and Heritage Center Expense 2010 vs. 2011

